


USER MANUAL

OXYGEN SUPPLY MANIFOLD

Model No. PM106 Series



SAVE THESE INSTRUCTIONS

CAUTION

Federal (USA) law restricts this device to sale by or on the order of a physician.

PRECISION  **MEDICAL**

300 Held Drive
Northampton, PA 18067 USA

Tel: (+001) 610-262-6090
Fax: (+001) 610-262-6080

www.precisionmedical.com

CONTENTS

RECEIVING/INSPECTION.....2

INTENDED USE2

READ ALL INSTRUCTIONS BEFORE USING2

EXPLANATION OF ABBREVIATIONS2

SAFETY INFORMATION - WARNINGS AND CAUTIONS3

SPECIFICATIONS5

COMPONENT DESCRIPTION6

OPERATING INSTRUCTIONS.....7

DISSASSEMBLE7

MAINTENANCE/CLEANING8

RETURNS.....8

DISPOSAL INSTRUCTIONS8

TROUBLESHOOTING.....9

REPLACEMENT PARTS9

LIMITED WARRANTY10

RECEIVING/INSPECTION

Remove the Precision Medical Oxygen Supply Manifold from the packaging and inspect for damage. If there is any damage, DO NOT USE and contact your Provider.

INTENDED USE

Precision Medical, Inc. Oxygen Supply Manifold provides oxygen therapy for up to six people simultaneously, from an oxygen source in addition to having the ability to use a resuscitator.

READ ALL INSTRUCTIONS BEFORE USING

This manual instructs a Professional to install and operate the Oxygen Supply Manifold. This is provided for your safety and to prevent damage to the Manifold. If you do not understand this manual, DO NOT USE the Manifold and contact your Provider.

DANGER

This product is not intended as a life-sustaining or life-supporting device.

EXPLANATION OF ABBREVIATIONS

DISS	Diameter Indexed Safety System
psi	Pounds Per Square Inch
lpm	Liters Per Minute

SAFETY INFORMATION - WARNINGS AND CAUTIONS

DANGER

Indicates an imminently hazardous situation which, if not avoided, will result in death or serious injury.

WARNING

Indicates a potentially hazardous situation which, if not avoided, could result in death or serious injury.

CAUTION

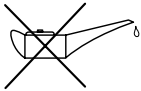
Indicates a potentially hazardous situation which, if not avoided, may result in minor or moderate injury.

CAUTION

Used without the safety alert symbol indicates a potentially hazardous situation which, if not avoided, may result in property damage.



CONSULT ACCOMPANYING DOCUMENTS.



Symbol for “use no oil”



Symbol for “SINGLE USE”

WARNING

- Only personnel instructed and trained, in its use should operate the Oxygen Supply Manifold.
- Use this Oxygen Supply Manifold for its intended use as described in this manual.
- Medical Oxygen should meet the requirements of USP.
- Always follow ANSI and CGA standards for Medical Gas Products and Flowmeters and Oxygen Handling.
- The Oxygen Supply Manifold should be serviced by a qualified service technician.

⚠WARNING

- **DO NOT** use the Oxygen Supply Manifold near any type of flame or flammable/ explosive substances.
- **DO NOT** use the Oxygen Supply Manifold with an oxygen supply hose that appears worn, cracked or has damage.
- **DO NOT** smoke in an area where oxygen is being administered.
- **DO NOT** use if dirt or contaminants are present on or around the Oxygen Supply Manifold or connecting devices.
- **DO NOT** use oils, grease, organic lubricants or any combustible materials on or near the Oxygen Supply Manifold.

⚠CAUTION

- The Oxygen Supply Manifold contains magnetic, ferrous material that may affect the results of an MRI.
- Store the Oxygen Supply Manifold in a clean area free of grease, oil, and other sources of contamination.
- The Oxygen Supply Mask is for single patient use only.

CAUTION

- **DO NOT** steam autoclave.
- **DO NOT** gas sterilize with ETO.
- **DO NOT** clean with aromatic hydrocarbons.

SPECIFICATIONS

Dimensions:

Oxygen Supply Manifold ONLY:

Length:	7.78 in	(19.76 cm)
Width:	4.85 in	(12.32 cm)
Height:	2.22 in	(5.64 cm)

Carrying case:

Length:	16.75 in	(42.55 cm)
Width:	12.388 in	(31.45 cm)
Height:	4.25 in	(10.80 cm)

Oxygen Hose:

Length: (fully extended)	20 ft	(6.1 m)
--------------------------	-------	---------

Weight:

Oxygen Manifold Weight: (includes: Oxygen Supply Manifold, oxygen hose, 6 oxygen therapy masks & Carry Case)

6.75 lbs	(3.07 kg)
----------	-----------

Shipping Weight: 7.40 lbs (3.36 kg)

Operating Conditions:

Temperature:	0°F to 122°F	(-18°C to 50°C)
--------------	--------------	-----------------

Altitude:	Sea Level to 5,280 ft	(0 to 1,690 m)
-----------	-----------------------	----------------

Storage Conditions:

Temperature:	-40°F to 140°F	(-40°C to 60°C)
--------------	----------------	-----------------

Maximum Humidity:	95% Noncondensing
-------------------	-------------------

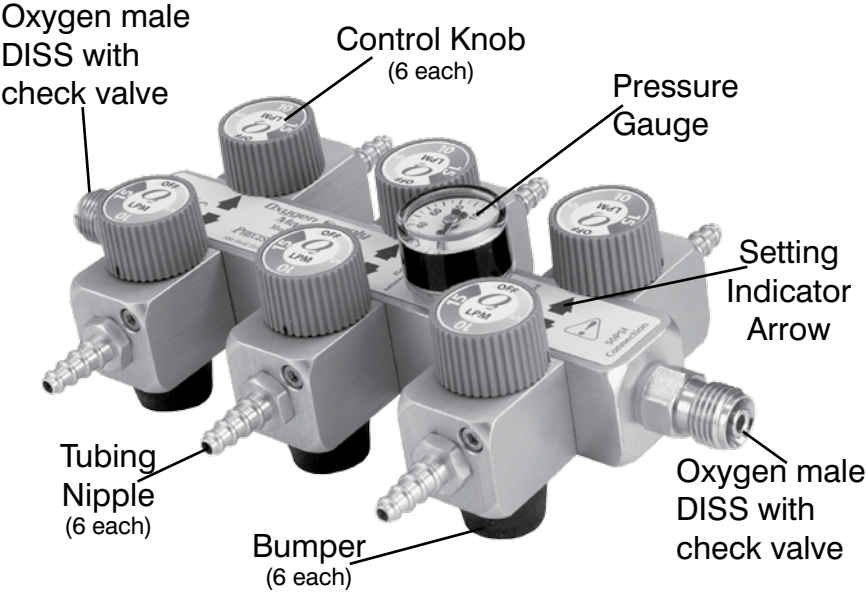
Supply Pressure: 50 psi

Flow Settings: 0-15 lpm variable

Specifications are subject to change without prior notice.

COMPONENT DESCRIPTION

⚠ CAUTION
Missing or illegible labels must be replaced, contact Precision Medical, Inc.



Oxygen Supply Manifold Kit



OPERATING INSTRUCTIONS

⚠WARNING

- Read this User Manual before installing or operating the Oxygen Supply Manifold.
- Monitor patient and the oxygen flow on a frequent basis.
- **DO NOT** direct flow of oxygen at any person, or flammable material when cracking the oxygen cylinder.
- Inspect Oxygen Supply Manifold to ensure it is free of oils, grease or other contaminations.

CAUTION

Inspect the Oxygen Supply Manifold for visual damage before use, **DO NOT USE** if damaged.

1. Attach one end of the Oxygen Supply Hose to the Manifold and the other end Oxygen Supply Hose to a 50 psi oxygen source.
2. Attach up to six (6) oxygen supply masks to the Oxygen Supply Manifold tubing nipple / mask connections.
3. Place oxygen supply mask on patient/s.
4. Turn the control knob until prescribed setting is aligned with the Setting Indicating Arrow **▲** on the Oxygen Supply Manifold.

DISASSEMBLE

1. Turn “OFF” the 50 psi oxygen source.
2. Remove the hoses from the oxygen source and the Manifold.
3. Place Component back into Carrying Case.

MAINTENANCE/CLEANING

⚠ CAUTION

- **DO NOT** use liquid leak detector to test for leaks.
- All connections shall be tight and leak free.

CAUTION

- **DO NOT** steam autoclave.
 - **DO NOT** immerse Oxygen Supply Manifold into any liquid.
 - **DO NOT** use any strong solvent or abrasive cleaners.
1. Disconnect all connections before cleaning.
 2. Clean exterior surfaces of the Oxygen Supply Manifold and Oxygen Supply Hose with a cloth dampened with mild detergent and water.
 3. Wipe dry with a clean cloth.
 4. Store the Oxygen Supply Manifold in the carrying case, in a clean area free from grease, oil, and other sources of contamination.


RETURNS

Returned products require a Returned Goods Authorization (RGA) number, contact Precision Medical, Inc. All returns must be packaged in sealed containers to prevent damage. Precision Medical, Inc. will not be responsible for goods damaged in transit. Refer to Precision Medical, Inc. Return Policy available on the Internet, www.precisionmedical.com.

DISPOSAL INSTRUCTIONS

This device and its packaging contain no hazardous materials. No special precautions need to be taken when disposing the device and/or its packaging.

Please Recycle



TROUBLESHOOTING

If the Oxygen Supply Manifold fails to function, consult the Troubleshooting Guide below.

If problem cannot be solved by using Troubleshooting Guide, consult your Equipment Provider.

Problem	Probable Cause	Remedy
No Flow	<ol style="list-style-type: none">1. Oxygen source is not turned "ON"2. Control knob is in the "OFF" position3. Cylinder empty or source depleted4. Hose is loose or not connected	<ol style="list-style-type: none">1. Turn "ON" the oxygen source2. Turn the valve "ON"3. Replace cylinder4. Check connection of hose and reconnect hose

REPLACEMENT PARTS

Description	Part #
User Manual	505135
Oxygen Therapy Mask	505137
Oxygen Therapy Mask-Case (50)	505137-50
Oxygen Supply Hose (Green), 20 ft	505136
Oxygen Supply Hose (White), 20 ft	505490
Bumper-Pack (6)	502396-6
Carry Case	505258
Velcro Strap for Carry Case	505261
Oxygen Supply Manifold (ONLY)	505568
CANADIAN, Oxygen Supply Manifold	PM106C

LIMITED WARRANTY AND LIMITATION OF LIABILITY

Precision Medical, Inc. warrants that the Oxygen Supply Manifold, (the Product), will be free of defects in workmanship and/or material for the following period:

Oxygen Supply Manifold Unit	Two (2) years from shipment
20 ft Oxygen Supply Hose	One (1) year from shipment
(Excludes Oxygen Therapy Masks & Carry Case)	

Should any failure to conform to this warranty appear within the applicable period, Precision Medical, Inc. shall, upon written notification thereof and substantiation that the goods have been stored, installed, maintained and operated in accordance with Precision Medical, Inc.'s instructions and standard industry practice, and that no modifications, substitutions, or alterations have been made to the goods, correct such defect by suitable repair or replacement at its own expense.

ORAL STATEMENTS DO NOT CONSTITUTE WARRANTIES.

The representatives of Precision Medical, Inc. or any retailers are not authorized to make oral warranties about the merchandise described in this contract, and any such statements shall not be relied upon and are not part of the contract for sale. Thus, this writing is a final, complete and exclusive statement of the terms of that contract.

THIS WARRANTY IS EXCLUSIVE AND IS IN LIEU OF ANY WARRANTY OF MERCHANTABILITY, FITNESS FOR A PARTICULAR PURPOSE OR OTHER WARRANTY OF QUALITY, WHETHER EXPRESS OR IMPLIED.

Precision Medical, Inc. shall not under any circumstances be liable for special, incidental or consequential damages including but not limited to lost profits, lost sales, or injury to person or property. Correction of non-conformities as provided above shall constitute fulfillment of all liabilities of Precision Medical, Inc. whether based on contract, negligence, strict tort or otherwise. Precision Medical, Inc. reserves the right to discontinue manufacture of any product or change product materials, designs, or specifications without notice.

Precision Medical, Inc. reserves the right to correct clerical or typographical errors without penalty.

PRECISION *MEDICAL*®

Precision Medical, Inc.
300 Held Drive
Northampton, PA 18067, USA

Toll Free Tel: 800-272-7285
Toll Free Fax: 800-353-1240
Tel: 610-262-6090
Fax: 610-262-6080

www.precisionmedical.com

ISO 13485 Certified